

Department of Defense

Humanitarian and Civic Assistance Program

Fiscal Year 2012

1 March 2013

PREPARED BY

THE JOINT STAFF

Preparation of this report cost
the Department of Defense
approximately \$13,100 for the 2012
Fiscal Year. This includes \$100 in
expenses and \$13,000 in DoD labor.

Generated on 2013 Jan22
RefID: A-AF1CD31

Executive Summary

Humanitarian and Civic Assistance (HCA) activity primarily supports operational readiness of U.S. armed forces personnel while concurrently supporting U.S. and host nation (HN) security interests. This report describes activities conducted under the authority of title 10, United States Code, section 401, and funded by Service Operation and Maintenance accounts. The data collected to produce this report was obtained through staff actions from the Joint Staff to the Geographic Combatant Commands (GCCs). Data obtained was reviewed and correlated with the Overseas Humanitarian Assistance Shared Information System (OHASIS) database.¹

In fiscal year (FY) 2012, GCCs executed 214 HCA projects in 43 countries worldwide in conjunction with training and operational deployments. The proposed projects totaled an estimated \$11,495,639. 95 medical and dental projects trained 1,808 personnel and cost \$3,974,021. 113 engineering projects trained 3,013 personnel and cost \$5,833,534. Six veterinary projects trained 70 personnel and cost \$431,672. All projects combined trained 4,891 personnel and cost \$10,239,227. This compares to actual expenditures last year in the amount of \$11,248,838 which equates to a 9 percent reduction in program expenditures. U.S. Africa Command (USAFRICOM) and U.S. European Command (USEUCOM) increased their HCA activity while U.S. Pacific Command (USPACOM) and U.S. Southern Command (USSOUTHCOM) reduced their HCA programs. U.S. Central Command (USCENTCOM) remained consistent with FY 2011.

The Joint Staff assesses the HCA activities of the Combatant Commands met the operational readiness training and U.S. security interests for which they were intended. HCA activities improved medical, dental, veterinary, and engineering personnel readiness to deploy over long distances in unfamiliar environments and apply their trades. In addition, the activities impacted Combatant Command military objectives in support of Theater Campaign Plans (TCP). Specifically, HCA activities enhanced U.S. security interests through building partner capacity, strengthening relationships, legitimizing host nation governments, developing health preparedness, and countering illicit trafficking.

¹ Actual costs may change over time due to delayed charges from vendors used to complete projects. Projects cancelled or deferred have been archived. Projects funded in FY 2012 constitute the HCA activities covered by this report. Projects in progress that are completed in future years are only reported in the year in which they are funded.

Background

U.S. armed forces personnel participate in HCA efforts under the authority of title 10, United States Code, section 401. HCA activities are coordinated through the U.S. Agency for International Development (USAID) and approved by the Secretary of State or his or her designee (Chief of Mission). The projects promote the security interests of the United States and the host nation, complement other forms of social or economic assistance, assist the population in the host nation, and provide unprecedented training and engagement opportunities for military personnel. GCCs produce annual project requests to affect their TCPs, while out-of-cycle requests are made to react to unforeseen circumstances and/or opportunities. HCA projects are documented in OHASIS and integrated into each GCC's Theater Security Cooperation Management Information System or equivalent.

HCA deployments enhance U.S. military operational readiness and provide unique training opportunities in remote and austere environments. U.S. forces practice deployment activities, command and control procedures, and logistical operations and sustainment over extended distances. U.S. military personnel also become familiar with the regional command's area of responsibility (AOR), learn about the host nation's economy and culture, and hone foreign language skills. HCA missions also enhance interagency coordination and complement efforts of the Department of State's Integrated Country Strategy / Mission Resource Request and the USAID's Country Development Cooperation Strategy. HCA projects consist of rudimentary engineering, medical, dental, or veterinary activity in the host nation. HCA activity is distinct from development and not designed to change drastically the conditions found in local environments.

Funding and Coordination Process for Humanitarian and Civic Assistance

Funding for HCA activities is provided by the annual Defense Appropriations Acts and obligated for incremental expenses such as costs for consumable materials, supplies, and services, if any, that are reasonably necessary to execute HCA activities. Funding does not include costs associated with the military operation (e.g., transportation, personnel expenses, petroleum, oil and lubricants, repair of equipment) that would likely have been incurred whether or not the HCA was provided. P.L. 112-10, 8011 provides appropriated funds for the Military Departments to conduct HCA activities for FY 2012.

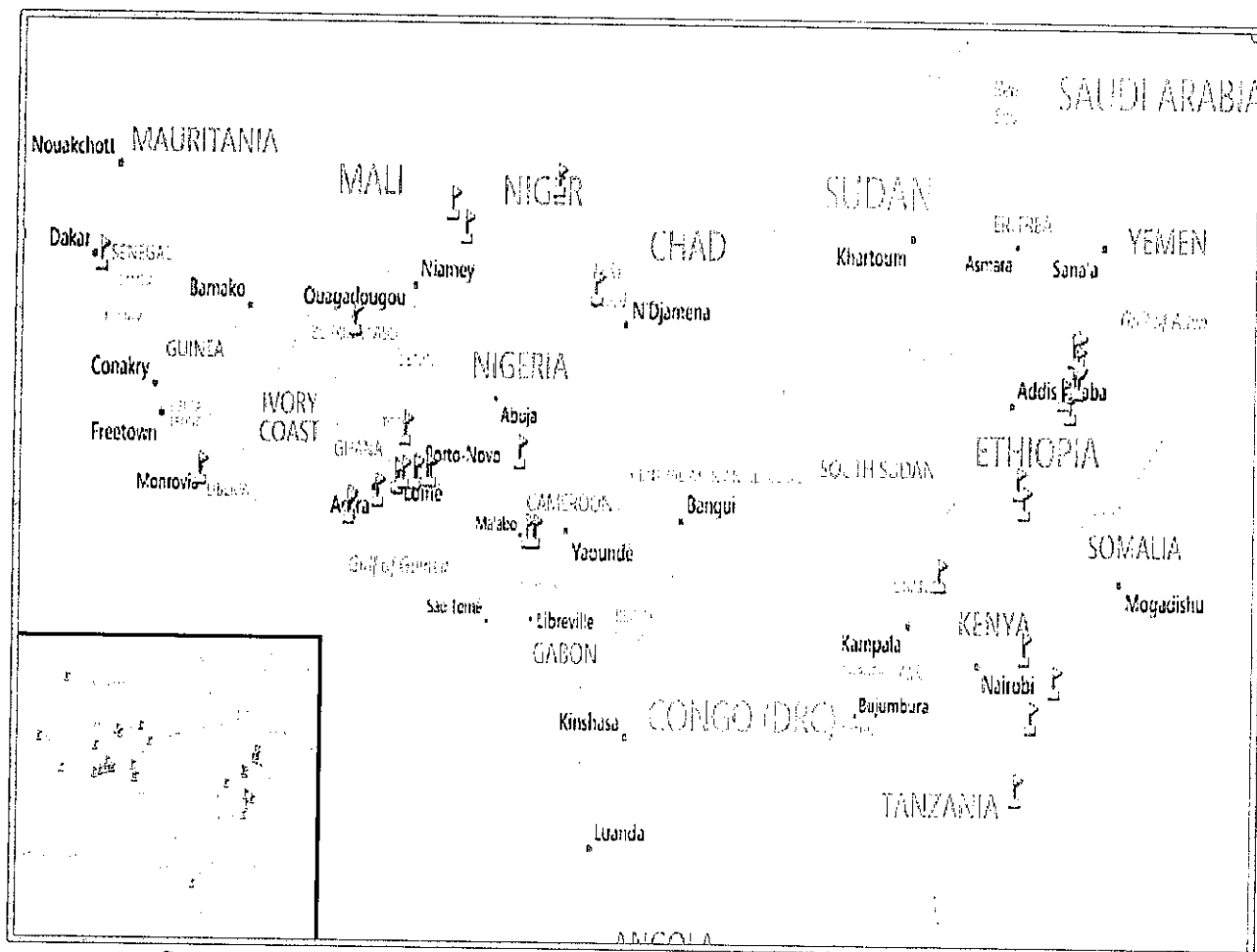
HCA projects are planned and developed through normal security cooperation protocols. The country team, in coordination with the host nation, develops project nominations, which are coordinated through USAID to ensure no duplication of effort. Nominations must be approved by the U.S. Ambassador to the country. Recommended HCA projects are then submitted to the GCCs for prioritization and funding, who in turn submit their projects to the Joint Staff for coordination with legal counsel, country desk officers, the Department of State Bureau of Political and Military Affairs, and the Office of the Under Secretary of Defense for Policy (OUSD(P)), who maintains final approval authority. Messaging within the host nation is achieved in coordination with and through the U.S. Embassy.

Obligation authority for the HCA Program is provided by the Military Departments to the GCCs. The U.S. Army funds USAFRICOM, USEUCOM, and USSOUTHCOM; the U.S. Navy funds USPACOM; and the U.S. Air Force funds USCENTCOM and U.S. Northern Command (USNORTHCOM). USNORTHCOM did not conduct any HCA activities in FY 2012.

Countries Where HCA Projects Were Conducted in FY 2012

Bangladesh	Croatia	Indonesia	Paraguay
Belize	Djibouti	Kenya	Peru
Benin	Dominican Republic	Lebanon	Philippines
Bosnia	East Timor	Liberia	Romania
Botswana	El Salvador	Moldova	Senegal
Bulgaria	Ethiopia	Mongolia	Serbia
Burkina Faso	Ghana	Morocco	Tanzania
Cambodia	Guatemala	Nicaragua	Thailand
Cameroon	Guyana	Niger	Togo
Colombia	Haiti	Nigeria	Uganda
Costa Rica	Honduras	Panama	

**FY 2012 HUMANITARIAN AND CIVIC ASSISTANCE
TITLE 10, U.S.C., SECTION 401
U.S. AFRICA COMMAND**



Source: OHASIS Database (FY2012 Completed, Funded and Approved)

Overview of USAFRICOM HCA Activity

USAFRICOM executed 46 HCA projects in FY 2012 totaling \$3,551,489 as compared to its FY 2011 expenditures of \$2,236,521. The command executed all types of HCA activities (medical/dental, engineering, and veterinary) focusing on combating violent extremist organizations (VEOs) and preparing the region to respond to crises, predominantly in the sub-Saharan region. Table 1 summarizes USAFRICOM's HCA activity in FY 2012.

The HCA program is considered invaluable to USAFRICOM's engagement efforts within its AOR. The growth of the HCA program reflects USAFRICOM's commitment to the program. Engineering projects represent the largest program growth element, increasing from \$126,439 in FY 2011 to \$1,392,858 in FY 2012. The majority of projects focused on Ethiopia, Djibouti, Cameroon, and Togo. USAFRICOM's medical program grew moderately from \$1,393,080 in FY 2011 to \$1,726,959 in FY 2012. Significant activity centered on Morocco, Ghana, Kenya,

Nigeria, Liberia, Benin, Togo, and Burkina Faso. USAFRICOM's veterinary projects decreased significantly from \$856,398 in FY 2011 to \$431,672 in FY 2012. These projects were directed toward Uganda, Tanzania, Ethiopia, and Kenya.

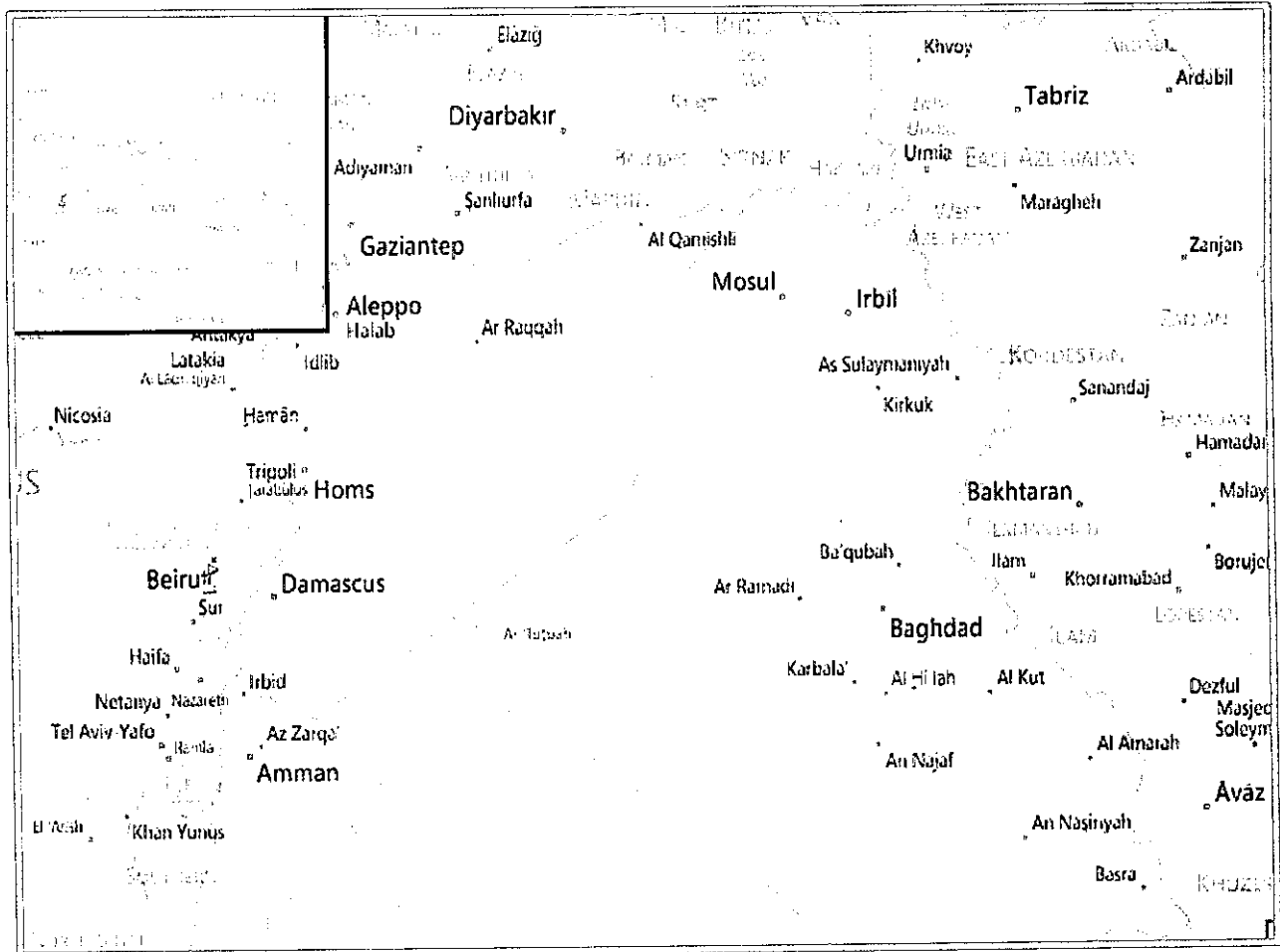
USAFRICOM assesses its FY 2012 HCA Program had a positive impact on the command's intermediate military objectives. The ability of USAFRICOM to legitimize a host nation government in the eyes of its people increases the difficulty for VEOs to gain the support of the populace. In addition, many of the engineering projects directly impact the host nation's ability to respond to crises. For example, Ethiopia received assistance in building five water wells in an area affected by severe drought as part of Exercise FLEXIBLE ECLIPSE 12.

USAFRICOM was able to enhance the training and operational readiness of 771 U.S. military personnel in the following specialties: doctors, nurses, veterinarians, veterinary technicians, Special Forces medics, civil affairs specialists, pharmacists, optometry technicians, preventive medicine technicians, health care administrators, animal care specialists, physician assistants, oral surgeons, environmental technicians, anesthesiologist, combat medics, combat photographers, combat engineers, engineer assistants, masons, carpenters, and metal workers. USAFRICOM assesses all HCA activities met or exceeded objectives.

USAFRICOM							
By Type							
MEDICAL / DENTAL		ENGINEERING		VETERINARY		Totals	
	Totals		Totals		Totals		Totals
Annual	16	Annual	14	Annual	6	Annual	36
Out-of-cycle	0	Out-of-cycle	5	Out-of-cycle	0	Out-of-cycle	5
Estimated	\$1,851,000	Estimated	\$1,446,000	Estimated	\$600,000	Estimated	\$3,897,000
Actual	\$1,665,190	Actual	\$1,379,821	Actual	\$431,672	Actual	\$3,476,683
Mincost	7	Mincost	3	Mincost	0	Mincost	10
Out-of-cycle	5	Out-of-cycle	0	Out-of-cycle	0	Out-of-cycle	5
Estimated	\$66,000	Estimated	\$25,000	Estimated	\$0	Estimated	\$91,000
Actual	\$61,769	Actual	\$13,037	Actual	\$0	Actual	\$74,806
Trained	457	Trained	244	Trained	70	Trained	771
Total#	23	Total#	17	Total#	6	Total#	46
Total \$ (act)	\$1,726,959	Total \$ (act)	\$1,392,858	Total \$ (act)	\$431,672	Total \$ (act)	\$3,551,489
By Country							
Country	Actual	Country	Actual	Country	Actual	Country	Actual
Morocco	\$400,000	Ethiopia	\$598,000	Uganda	\$174,140	Ethiopia	\$654,843
Ghana	\$277,510	Djibouti	\$490,000	Tanzania	\$157,358	Djibouti	\$532,931
Kenya	\$154,000	Cameroon	\$184,882	Ethiopia	\$50,193	Morocco	\$400,000
Nigeria	\$143,219	Togo	\$74,945	Kenya	\$49,981	Ghana	\$282,780
Liberia	\$125,000	Benin	\$20,249			Tanzania	\$242,358
Benin	\$124,279	Liberia	\$19,512			Kenya	\$203,981
Togo	\$124,000	Ghana	\$5,270			Togo	\$198,945
Burkina Faso	\$106,000					Cameroon	\$184,882
Senegal	\$88,470					Uganda	\$174,140
Tanzania	\$85,000					Benin	\$144,528
Djibouti	\$42,931					Liberia	\$144,512
Niger	\$35,900					Nigeria	\$143,219
Botswana	\$14,000					Burkina Faso	\$106,000
Ethiopia	\$6,650					Senegal	\$88,470
						Niger	\$35,900
						Botswana	\$14,000

Table 1 – FY 2012 USAFRICOM HCA Activity

**FY 2012 HUMANITARIAN AND CIVIC ASSISTANCE
TITLE 10, U.S.C., SECTION 401
U.S. CENTRAL COMMAND**



Source: OHASIS Database (FY 2012 Completed, Funded and Approved)

Overview of USCENTCOM HCA Activity

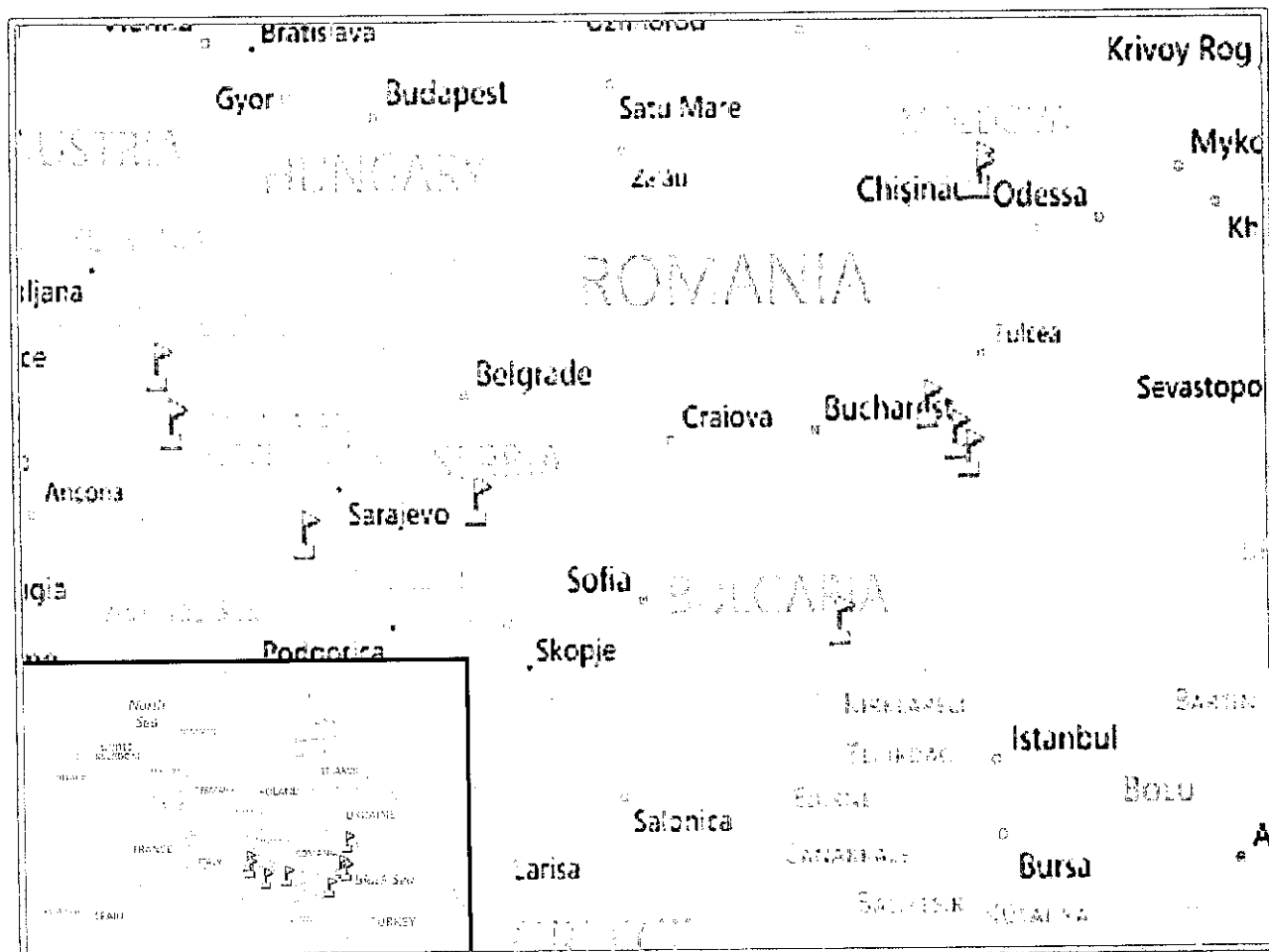
USCENTCOM executed one medical HCA project in FY 2012 totaling \$19,982 as compared to its FY 2011 expenditures of \$18,127. The command's HCA program is smaller than other commands due to active conflicts within the region, but it intends to enhance its program as these conflicts subside. The one medical engagement project assisted in USCENTCOM's effort to build partner capacity by enhancing the Lebanese people's perception of the Lebanese Armed Forces as a legitimate organization working to benefit the local populace. Table 2 summarizes USCENTCOM's HCA activity in FY 2012.

USCENTCOM was able to enhance the operational readiness of U.S. military personnel by providing training to three Special Forces civil affairs specialists. The training enhanced their understanding of local equipment and medical procedures, while helping them overcome cultural and language barriers.

USCENTCOM							
By Type							
MEDICAL / DENTAL		ENGINEERING		VETERINARY		Totals	
	Totals		Totals		Totals		Totals
Annual	1	Annual	0	Annual	0	Annual	1
Out-of-cycle	1	Out-of-cycle	0	Out-of-cycle	0	Out-of-cycle	1
Estimated	\$20,000	Estimated	\$0	Estimated	\$0	Estimated	\$20,000
Actual	\$19,982	Actual	\$0	Actual	\$0	Actual	\$19,982
Mincost	0	Mincost	0	Mincost	0	Mincost	0
Out-of-cycle	0	Out-of-cycle	0	Out-of-cycle	0	Out-of-cycle	0
Estimated	\$0	Estimated	\$0	Estimated	\$0	Estimated	\$0
Actual	\$0	Actual	\$0	Actual	\$0	Actual	\$0
Trained	3	Trained	0	Trained	0	Trained	3
Total #	1	Total #	0	Total #	0	Total #	1
Total \$ (act)	\$19,982	Total \$ (act)	\$0	Total \$ (act)	\$0	Total \$ (act)	\$19,982
By Country							
Country	Actual	Country	Actual	Country	Actual	Country	Actual
Lebanon	\$19,982					Lebanon	\$19,982

Table 2 – FY 2012 USCENTCOM HCA Activity

**FY 2012 HUMANITARIAN AND CIVIC ASSISTANCE
TITLE 10, U.S.C., SECTION 401
U.S. EUROPEAN COMMAND**



Source: OHASIS Database (FY 2012 Completed, Funded and Approved)

Overview of USEUCOM HCA Activity

USEUCOM executed 11 HCA projects in FY 2012 totaling \$941,866 as compared to its FY 2011 expenditures of \$433,840. The command conducted predominantly engineering projects in order to demonstrate Ally/NATO commitment, ensure basing and access, and deter local crises from causing regional instability—predominantly in the Balkan region. Table 3 summarizes USEUCOM’s HCA activities in FY 2012.

USEUCOM’s HCA program is smaller than some GCCs due to command priorities, availability of engineering personnel in the AOR, policy constraints that require all HCA activities be tied to an operation or an exercise, and budget cuts limiting the number of exercises. However, USEUCOM assesses their HCA Program positively impacted the security objectives mentioned. Programmed HCA projects in FY 2011 were nearly the same as FY 2012 (\$1.05M/ \$1.30M respectively). The increase in execution is attributed to the availability of contracting support and military engineers, and fewer cancellations. The growth in engineering activity represents a

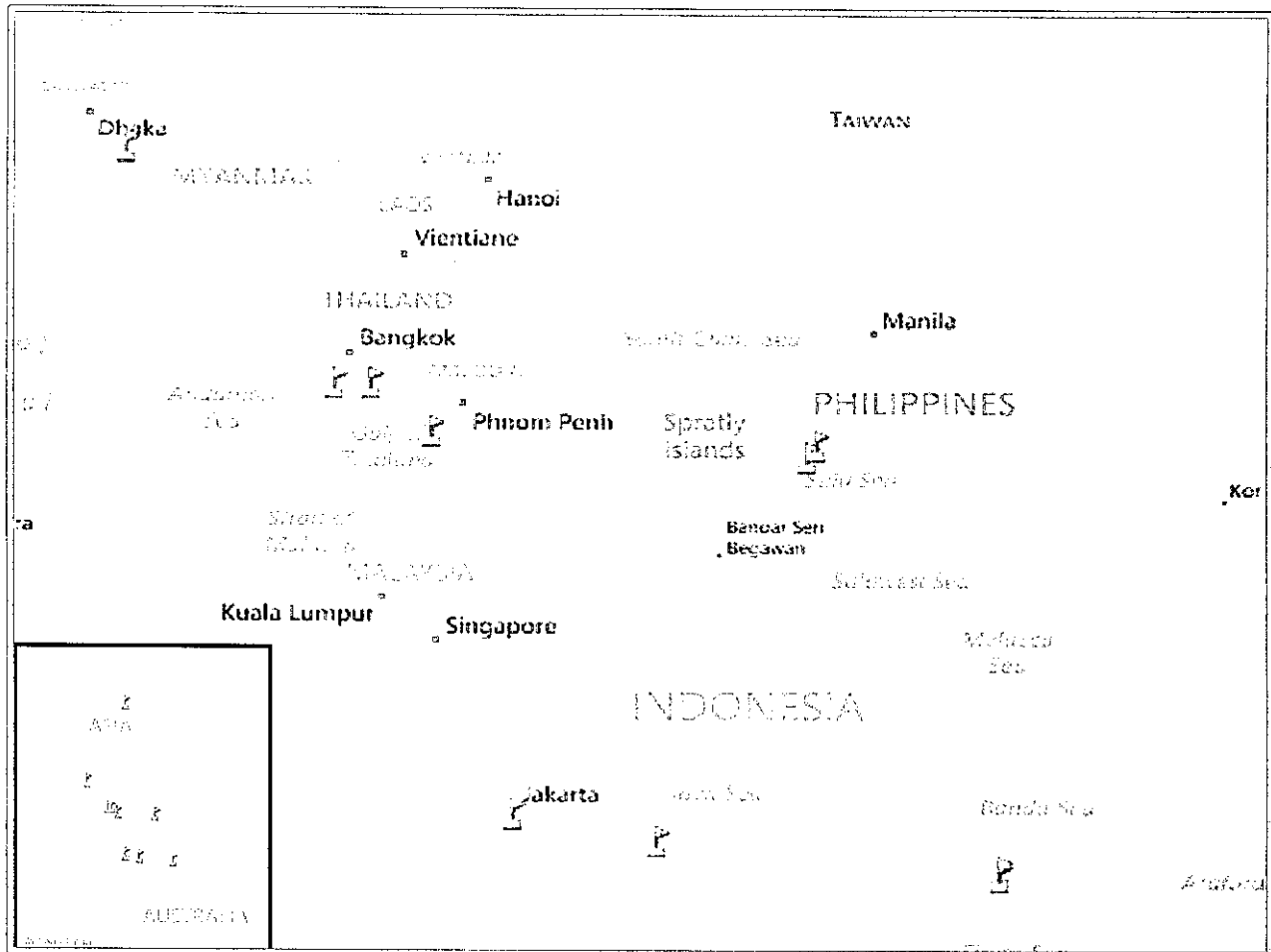
systematic approach to executing HCA activities within the USEUCOM AOR. Medical activity increased slightly with \$38,954 expended in FY 2012 as compared to \$24,962 in FY 2011.

USEUCOM was able to enhance the training and operational readiness of 145 U.S. military personnel by providing unique training opportunities in the following specialties: doctors, nurses, combat photographers, combat engineers, engineer assistants, masons, carpenters, and metal workers. USEUCOM assesses all HCA activities met or exceeded objectives.

USEUCOM							
By Type							
MEDICAL / DENTAL		ENGINEERING		VETERINARY		Totals	
	Totals		Totals		Totals		Totals
Projects (abv 10K)	2	Projects (abv 10K)	7	Projects (abv 10K)	0	Projects (abv 10K)	9
Out-of-cycle	0	Out-of-cycle	1	Out-of-cycle	0	Out-of-cycle	1
Estimated	\$30,000	Estimated	\$872,500	Estimated	\$0	Estimated	\$902,500
Actual	\$29,640	Actual	\$891,432	Actual	\$0	Actual	\$921,072
Mincost	1	Mincost	1	Mincost	0	Mincost	2
Out-of-cycle	1	Out-of-cycle	0	Out-of-cycle	0	Out-of-cycle	1
Estimated	\$9,999	Estimated	\$9,300	Estimated	\$0	Estimated	\$19,299
Actual	\$9,314	Actual	\$11,480	Actual	\$0	Actual	\$20,794
Trained	11	Trained	134	Trained	0	Trained	145
Total #	3	Total #	8	Total #	0	Total #	11
Total \$ (act)	\$38,954	Total \$ (act)	\$902,912	Total \$ (act)	\$0	Total \$ (act)	\$941,866
By Country							
Country	Actual	Country	Actual	Country	Actual	Country	Actual
Moldova	\$29,640	Croatia	\$354,753			Croatia	\$354,753
Romania	\$9,314	BiH	\$295,853			BiH	\$295,853
		Serbia	\$189,166			Serbia	\$189,166
		Romania	\$49,478			Romania	\$58,792
		Bulgaria	\$13,662			Moldova	\$29,640
						Bulgaria	\$13,662

Table 3 – FY 2012 USEUCOM HCA Activity

**FY 2012 HUMANITARIAN AND CIVIC ASSISTANCE
TITLE 10, U.S.C., SECTION 401
U.S. PACIFIC COMMAND**



Source: OHASIS Database (FY 2012 Completed, Funded and Approved)

Overview of USPACOM HCA Activity

USPACOM executed 14 HCA projects in FY 2012 totaling \$1,504,396, as compared to its FY 2011 expenditures of \$2,417,928. The command conducted medical/dental and engineering projects focusing on combating VEOs, building relationships with allies/partners, and enhancing regional security—primarily in Southeast Asia. Table 4 summarizes USPACOM’s HCA activities in FY 2012.

USPACOM’s HCA program is an integrated part of its exercise and humanitarian assistance program. The program was reduced by approximately 38 percent this fiscal year, primarily due to increased standards in project submissions. The program saw the largest reduction—62 percent—to its medical/dental projects, which decreased from \$617,133 in FY 2011 to \$236,138 in FY 2012. Engineering projects also decreased 30 percent from \$1,800,795 in FY 2011 to \$1,268,258 in FY 2012. The primary beneficiaries of USPACOM’s HCA projects were the Philippines, Thailand, Indonesia, East Timor, and Bangladesh.

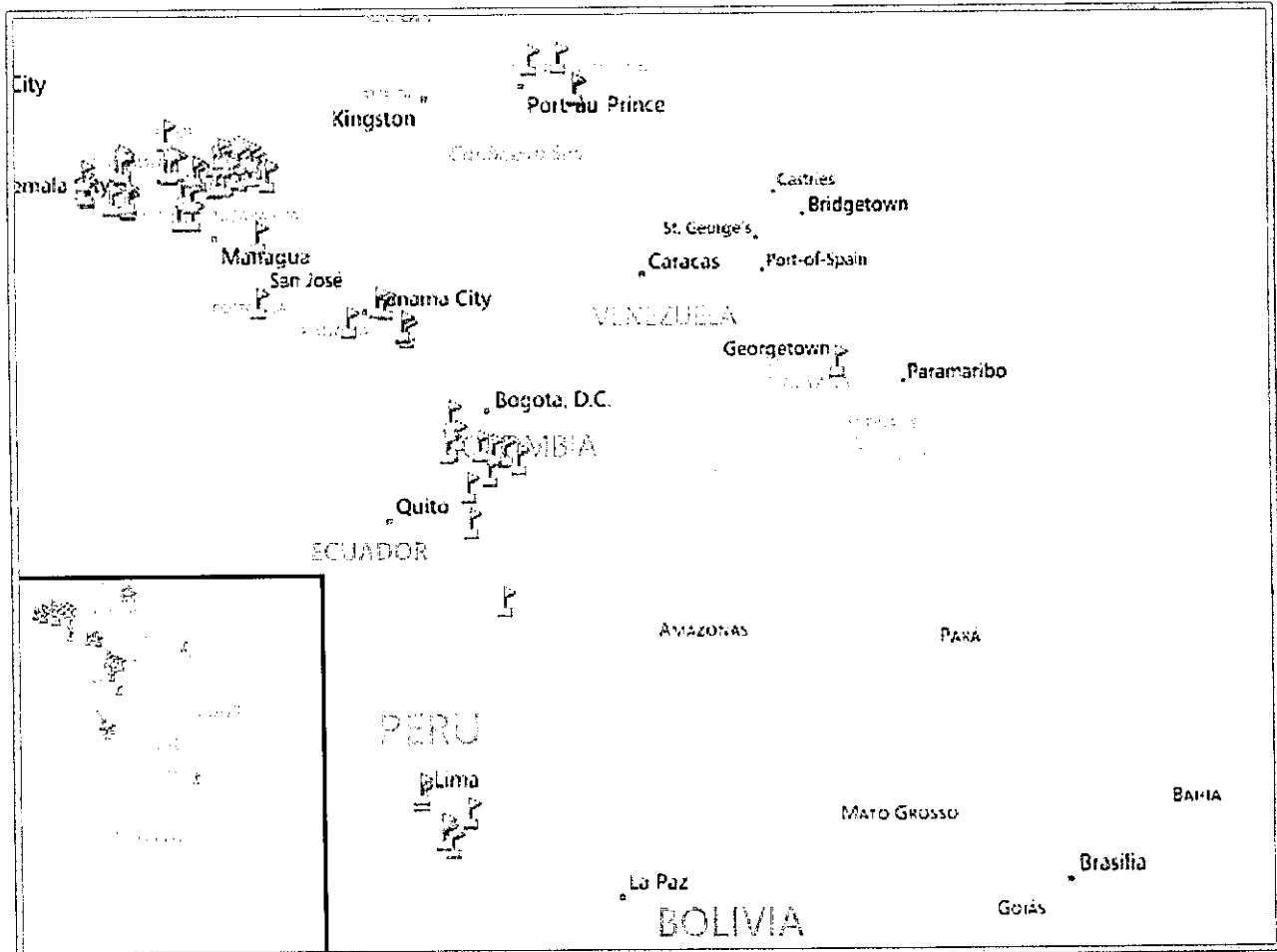
USPACOM assesses its FY 2012 HCA Program had a positive impact on the command's intermediate military objectives. The ability of USPACOM to legitimize a host nation government in the eyes of its people makes it more difficult for VEOs to gain the support of the populace. These efforts are essential to the ways in which USPACOM achieves its military objectives. For example, Thailand received assistance building a school/community center as part of the annual COBRA GOLD exercise. The project benefits approximately 578 students annually in underserved areas that will encounter extremist influence.

USPACOM was able to enhance the operational readiness of U.S. military personnel by decreasing the time it takes to access and adapt to unique and unfamiliar operational areas. USPACOM trained 580 personnel in the following specialties: doctors, nurses, Special Forces medics, civil affairs specialists, pharmacists, optometry technicians, preventive medicine technicians, health care administrators, physician assistants, environmental technicians, anesthesiologists, combat medics, combat photographers, combat engineers, engineer assistants, masons, carpenters, and metal workers. USPACOM assesses all HCA activities met or exceeded objectives.

USPACOM							
By Type							
MEDICAL / DENTAL		ENGINEERING		VETERINARY		Totals	
	Totals		Totals		Totals		Totals
Projects (abv 10K)	5	Projects (abv 10K)	7	Projects (abv 10K)	0	Projects (abv 10K)	12
Out-of-cycle	0	Out-of-cycle	0	Out-of-cycle	0	Out-of-cycle	0
Estimated	\$280,238	Estimated	\$1,500,000	Estimated	\$0	Estimated	\$1,780,238
Actual	\$216,678	Actual	\$1,268,258	Actual	\$0	Actual	\$1,484,936
Mincost	2	Mincost	0	Mincost	0	Mincost	2
Out-of-cycle	0	Out-of-cycle	0	Out-of-cycle	0	Out-of-cycle	0
Estimated	\$20,000	Estimated	\$0	Estimated	\$0	Estimated	\$20,000
Actual	\$19,460	Actual	\$0	Actual	\$0	Actual	\$19,460
Trained	107	Trained	473	Trained	0	Trained	580
Total#	7	Total#	7	Total #	0	Total #	14
Total \$ (act)	\$236,138	Total \$ (act)	\$1,268,258	Total \$ (act)	\$0	Total \$ (act)	\$1,504,396
By Country							
Country	Actual	Country	Actual	Country	Actual	Country	Actual
Philippines	\$69,952	Philippines	\$530,964			Philippines	\$600,916
Indonesia	\$60,619	Thailand	\$499,850			Thailand	\$548,350
Thailand	\$48,500	Indonesia	\$88,428			Indonesia	\$149,047
Mongolia	\$37,607	East Timor	\$75,000			East Timor	\$85,000
East Timor	\$10,000	Bangladesh	\$74,016			Bangladesh	\$74,016
Cambodia	\$9,460					Mongolia	\$37,607
						Cambodia	\$9,460

Table 4 – FY 2012 USPACOM HCA Activity

**FY 2012 HUMANITARIAN AND CIVIC ASSISTANCE
TITLE 10, U.S.C., SECTION 401
U.S. SOUTHERN COMMAND**



Source: OHAIS Database (FY 2012 Completed, Funded and Approved)

Overview of USSOUTHCOM HCA Activity

USSOUTHCOM executed 142 HCA projects in FY 2012 totaling \$4,221,494 as compared to FY 2011 expenditures of \$6,120,230. A deliberate effort to enhance project nomination, execution, and assessments directly affected the number of HCA projects conducted. The command's benchmark HCA program is forecast to grow moderately next year. USSOUTHCOM executed medical/dental and engineering projects focusing on countering illicit trafficking and developing health preparedness, while maintaining a positive U.S. military influence in the AOR, primarily focused in Central America and northern South America. Table 5 summarizes USSOUTHCOM's HCA activity in FY 2012.

USSOUTHCOM's HCA program is the largest of any Combatant Command and has historically offered unique opportunities for engagement. In 2012, the HCA program was singled out by the region's U.S. Ambassadors as the most important engagement the U.S. military conducts in the Caribbean and Central America. In FY 2012, USSOUTHCOM reduced HCA expenditures by

approximately 31 percent in order to enhance the quality of the program through internal education, training, process enhancements, and accounting practices. Medical/dental engagements decreased by 30 percent from \$3,298,082 in FY 2011 to \$1,951,988 in FY 2012, and engineering projects decreased by 9 percent from \$2,483,355 in FY 2011 to \$2,269,506 in FY 2012. The primary focus areas/countries for FY12 HCA activities were Central America, Haiti, Colombia, and Peru.

USSOUTHCOM's FY 2012 HCA program directly supported its TCP by strengthening relationships with partner nations and developing strong linkages to advance U.S. foreign policy interests. For example, Honduras was the beneficiary of one of many engineering projects associated with BEYOND THE HORIZONS 12 exercise, which impacted over 46,000 local residents and led to a sustained positive U.S. influence in the region.

USSOUTHCOM HCA activities provided U.S. forces with valuable opportunities to enhance their operational readiness, decreasing the time it takes to access and adapt to unique and unfamiliar operational areas. USSOUTHCOM trained 3,392 personnel in the following specialties: doctors, nurses, Special Forces medics, civil affairs specialists, pharmacists, optometry technicians, preventive medicine technicians, health care administrators, physician assistants, environmental technicians, anesthesiologists, combat medics, combat photographers, combat engineers, engineer assistants, masons, carpenters, and metal workers. USSOUTHCOM assesses all HCA activities met or exceeded objectives.

USSOUTHCOM							
By Type							
MEDICAL / DENTAL		ENGINEERING		VETERINARY		Totals	
	Totals		Totals		Totals		Totals
Projects (abv 10K)	31	Projects (abv 10K)	22	Projects (abv 10K)	0	Projects (abv 10K)	53
Out-of-cycle	0	Out-of-cycle	0	Out-of-cycle	0	Out-of-cycle	0
Estimated	\$1,889,495	Estimated	\$2,327,186	Estimated	\$0	Estimated	\$4,216,681
Actual	\$1,665,508	Actual	\$1,996,423	Actual	\$0	Actual	\$3,661,931
Mincost	30	Mincost	59	Mincost	0	Mincost	89
Out-of-cycle	13	Out-of-cycle	48	Out-of-cycle	0	Out-of-cycle	61
Estimated	\$291,775	Estimated	\$257,145	Estimated	\$0	Estimated	\$548,920
Actual	\$286,480	Actual	\$273,083	Actual	\$0	Actual	\$559,563
Trained	1230	Trained	2162	Trained	0	Trained	3392
Total #	61	Total #	81	Total #	0	Total #	142
Total \$ (act)	\$1,951,988	Total \$ (act)	\$2,269,506	Total \$ (act)	\$0	Total \$ (act)	\$4,221,494
By Country							
Country	Actual	Country	Actual	Country	Actual	Country	Actual
Peru	\$666,451	Guatemala	\$777,056	None	\$0	Peru	\$1,413,089
Honduras	\$490,510	Honduras	\$746,638			Honduras	\$1,149,824
Guatemala	\$206,356	Peru	\$659,314			Guatemala	\$983,412
Dom Rep	\$204,292	Colombia	\$39,999			Dom Rep	\$217,013
Panama	\$136,351	Haiti	\$20,698			Colombia	\$164,993
Colombia	\$124,994	Dom Rep	\$12,721			Panama	\$137,948
Paraguay	\$40,254	El Salvador	\$11,483			Paraguay	\$40,254
Guyana	\$22,775	Panama	\$1,597			El Salvador	\$31,483
El Salvador	\$20,000					Guyana	\$22,775
Nicaragua	\$15,011					Haiti	\$20,698
Costa Rica	\$15,011					Costa Rica	\$15,011
Belize	\$9,983					Nicaragua	\$15,011
						Belize	\$9,983

Table 5 – FY 2012 USSOUTHCOM HCA Activity

Appendix – FY 2012 HCA Projects

#	Projects ID	Est Cost	Act Cost	# US Per Trained	Project Name and Description	Country	Project Type
1	13010	\$75,000	\$74,016	36	CONSTRUCTION (School) BGCBST, EA MARFORPAC	Bangladesh	ENG
2	13973	\$9,999	\$9,983	45	MEDRETE SC12-BLZ-MD-01- JTF-BRAVO	Belize	MED
3	14275	\$23,000	\$20,249	13	Renovate EPP Togbin Daho School	Benin	ENG
4	14288	\$125,000	\$124,279	30	APS12 BENIN MEDCAP	Benin	MED
5	13591	\$300,000	\$295,853	17	Renovation (Primary School), SR12, NAVEUR	Bosnia and Herzegovina	ENG
6	13950	\$14,000	\$14,000	18	SOUTHERN ACCORD / MED ACCORD South	Botswana	MED
7	14174	\$17,500	\$13,662	9	Renovation (Latrines), BSRF12, MARFOREUR	Bulgaria	ENG
8	13946	\$106,000	\$106,000	20	MEDRETE 12-2	Burkina Faso	MED
9	14018	\$10,000	\$9,460	6	MEDCAP (Medical) CARAT, EA PACFLT	Cambodia	MED
10	14274	\$90,000	\$85,425	12	Renovate Limbe Gardens Our Lady of Lourdes School	Cameroon	ENG
11	14259	\$46,000	\$46,000	13	Road Repair 2nd Military Region Hospital	Cameroon	ENG
12	14257	\$25,000	\$25,000	13	Enclose patient waiting areas 2nd Military Region Hospital	Cameroon	ENG

#	Projects ID	Est Cost	Act Cost	# US Per Trained	Project Name and Description	Country	Project Type
13	14258	\$25,000	\$28,457	13	Construct Sidewalks 2nd Military Region Hospital	Cameroon	ENG
14	14324	\$9,999	\$10,000	4	Retransmission Station (Ataco)	Colombia	ENG
15	14522	\$9,999	\$10,000	4	Refurbishment of School Maria Auxiliadora (Gaitania)	Colombia	ENG
16	14515	\$9,999	\$10,000	4	Refurbishment of School Antonio Narino (Gaitania)	Colombia	ENG
17	14445	\$9,999	\$9,999	4	Retransmission Station (Calarca)	Colombia	ENG
18	14627	\$9,999	\$9,422	2	La Macarena, Meta Department, COL MEDCAP (16-17AUG2012)	Colombia	MED
19	14425	\$9,999	\$9,999	4	CMSE-MEDCAP-Puerto Leguizamo-0014425	Colombia	MED
20	14334	\$9,999	\$9,292	2	CMSE-SurgCAP-Vista Hermosa-0014334	Colombia	MED
21	14651	\$9,999	\$9,537	3	MEDCAP San Antonio, Tolima	Colombia	MED
22	14649	\$9,999	\$9,537	3	MEDCAP Coyaima, Tolima	Colombia	MED
23	14636	\$9,999	\$7,921	4	La Uribe, Meta Department, COL MEDCAP (21-22SEP2012)	Colombia	MED
24	14285	\$9,999	\$9,292	4	Rioblanco MEDCAP	Colombia	MED
25	14282	\$9,999	\$9,999	4	CMSE-SurgCAP-San Jose-0014282	Colombia	MED
26	14281	\$9,999	\$9,999	4	CMSE-MEDCAP-San Jose-0014281	Colombia	MED
27	14280	\$9,999	\$9,999	4	CMSE-SurgCAP-Puerto Rico-0014280	Colombia	MED
28	14276	\$9,999	\$9,999	4	Planadas SURGCAP	Colombia	MED
29	14514	\$9,999	\$9,999	4	Planadas MEDCAP (23-24JUNE2012)	Colombia	MED

#	Projects ID	Est Cost	Act Cost	# US Per Trained	Project Name and Description	Country	Project Type
30	14513	\$9,999	\$9,999	3	Planadas MEDCAP (22JUNE2012)	Colombia	MED
31	14568	\$15,000	\$15,011	39	MINI-MEDRETE JTF-BRAVO	Costa Rica	MED
32	11330	\$177,000	\$167,323	30	Construction (Water-line) JS12, NAVEUR	Croatia	ENG
33	14053	\$110,000	\$115,200	15	Renovation (Kindergarten), JS12, NAVEUR	Croatia	ENG
34	13409	\$55,000	\$72,230	10	Renovation (Window) (JS12, NGB	Croatia	ENG
35	12760	\$490,000	\$490,000	20	Kalaff Medical Clinic	Djibouti	ENG
36	12759	\$63,000	\$42,931	37	Arta Djibouti MEDCAP	Djibouti	MED
37	14102	\$9,554	\$9,726	22	SPS Rafaela Santaella School NAVSO	Dominican Republic	ENG
38	14520	\$2,995	\$2,995	4	CAEP-Partner Nation Capability Building-Jimani	Dominican Republic	ENG
39	14190	\$90,000	\$85,845	48	MEDRETE AFSOUTH	Dominican Republic	MED
40	14245	\$80,000	\$79,859	20	MEDRETE Ophthalmology (682367) ARSOUTH	Dominican Republic	MED
41	14242	\$35,000	\$38,588	15	MEDRETE Plastic Surgery (682342) ARSOUTH	Dominican Republic	MED
42	13457	\$75,000	\$75,000	70	CONSTRUCTION/REPAIRS (School) TIMOR MAREX, EA MARFORPAC	East Timor	ENG
43	13459	\$10,000	\$10,000	50	MEDCAP (Medical, Dental, Optometry) TIMOR MAREX	East Timor	MED
44	14146	\$9,545	\$7,641	22	SPS Centro Escolar Gregorio Alvarez Nunez NAVSO	El Salvador	ENG

#	Projects ID	Est Cost	Act Cost	# US Per Trained	Project Name and Description	Country	Project Type
45	14144	\$4,515	\$3,842	22	SPS-12 HCA Escuela Maria Luisa Marcia	El Salvador	ENG
46	14426	\$10,000	\$10,000	38	Mini MEDRETE Centro Escolar Castillo Castellano JTF-BRAVO	El Salvador	MED
47	14321	\$9,999	\$10,000	38	MINI MEDRETE Ranchos San Marcos CIVIL MILITARY SUPPORT ELEMENT (CMSE)	El Salvador	MED
48	13951	\$138,000	\$138,000	20	Challulamsa, Dube & Hulla Water Well Drilling	Ethiopia	ENG
49	13915	\$115,000	\$115,000	20	Humble Water Well Drilling	Ethiopia	ENG
50	13916	\$115,000	\$115,000	20	Dabi Water Well Drilling	Ethiopia	ENG
51	13917	\$115,000	\$115,000	20	Marbis Water Well Drilling	Ethiopia	ENG
52	13918	\$115,000	\$115,000	20	Sawe Water Well Drilling	Ethiopia	ENG
53	12757	\$10,000	\$6,650	8	Negele Borena Regional Hospital MEDCAP	Ethiopia	MED
54	12772	\$100,000	\$50,193	11	Babile, Ethiopia VETCAP	Ethiopia	VET
55	14254	\$10,000	\$5,270	13	Manhean Health Center Water Project	Ghana	ENG
56	14240	\$125,000	\$124,483	30	APS12 GHANA MEDCAP	Ghana	MED
57	13986	\$110,000	\$110,000	6	MTM 2012 Mission Ghana	Ghana	MED
58	14267	\$40,000	\$32,069	10	Renovate Sekondi Naval Clinic	Ghana	MED
59	14256	\$13,000	\$10,958	8	Supomu Dunkwa Health Center Renovation	Ghana	MED
60	14106	\$196,841	\$196,841	114	BTH-NEW-Sarrax-och School	Guatemala	ENG
61	14107	\$186,180	\$186,179	114	BTH-New-Tactic Clinic	Guatemala	ENG

#	Projects ID	Est Cost	Act Cost	# US Per Trained	Project Name and Description	Country	Project Type
62	14105	\$164,467	\$164,466	120	BTH-NEW-El Rancho Clinic	Guatemala	ENG
63	14103	\$79,928	\$79,927	40	BTH-Pocola & Chiguerron School	Guatemala	ENG
64	14175	\$64,244	\$64,243	99	BTH-Renovation-Sarrax-Och School	Guatemala	ENG
65	14177	\$56,095	\$56,094	200	BTH-Renovation-Cubilguitz School ARSOUTH	Guatemala	ENG
66	14176	\$20,276	\$20,275	60	BTH-Renovation-Carcha Clinic ARSOUTH	Guatemala	ENG
67	14142	\$9,890	\$7,243	22	SPS-Escuela Official Rural Mixta Aldea Los Maguelles NAVSO	Guatemala	ENG
68	14216	\$2,636	\$1,788	22	Escuela Official Rural Mixta Aldea El Ligueral CIVIL MILITARY SUPPORT ELEMENT (CMSE)	Guatemala	ENG
69	14101	\$79,928	\$79,927	40	BTH-MEDRETE-Cubilguitz	Guatemala	MED
70	14104	\$76,993	\$76,992	52	BTH-MERETE-San Marcos District	Guatemala	MED
71	14127	\$9,999	\$9,975	30	SC12-GTM-MD-02-JTFB/GTM (dates: 11-13 Dec 11) JTF-BRAVO	Guatemala	MED
72	14126	\$9,999	\$9,962	30	SC12-GTM-MD-01-JTFB/GTM (dates: 8-10 Dec 11) JTF-BRAVO	Guatemala	MED
73	13534	\$9,999	\$10,000	15	MEDCAP EL CARMEN, MALACATAN CIVIL MILITARY SUPPORT ELEMENT (CMSE)	Guatemala	MED
74	14320	\$9,999	\$10,000	12	MEDCAP La Administracion CIVIL MILITARY SUPPORT ELEMENT (CMSE)	Guatemala	MED
75	13888	\$9,500	\$9,500	15	MEDCAP Puerto San Jose, Escuintla CIVIL MILITARY SUPPORT ELEMENT (CMSE)	Guatemala	MED
76	14354	\$35,000	\$22,775	3	MTM MEDRETE SPECIALTY NAVMED	Guyana	MED
77	14158	\$33,447	\$14,983	22	SPS-Caracol School Renovation NAVSO	Haiti	ENG

#	Projects ID	Est Cost	Act Cost	# US Per Trained	Project Name and Description	Country	Project Type
78	14170	\$12,064	\$3,080	22	SPS-Construct Storage Building and Improve Dispensary NAVSO	Haiti	ENG
79	14171	\$1,476	\$2,635	22	SPS-Construct Steel Soccer Goals and Repair Basketball Court NAVSO	Haiti	ENG
80	14206	\$237,000	\$130,008	150	Escuela Ramon Villeda Morales (BTH12) ARSOUTH	Honduras	ENG
81	14207	\$198,000	\$130,008	150	Escuela Rural Micheletti (BTH12) ARSOUTH	Honduras	ENG
82	14234	\$175,000	\$159,667	150	Centro Salud Quimistan Clinic (BTH12) ARSOUTH	Honduras	ENG
83	14208	\$171,000	\$113,194	150	Centro Salud Flores de Oriente "La Lima Clinic (BTH12) ARSOUTH	Honduras	ENG
84	14187	\$143,000	\$46,924	85	Escuela Donaldo Sabillion (BTH12) ARSOUTH	Honduras	ENG
85	14706	\$9,200	\$9,138	5	CAEP - School Material Distribution - Mun. of Tegucigalpa SOCSOUTH	Honduras	ENG
86	14491	\$5,990	\$5,908	5	CAEP - Partner Nation Capabilities Build - Bonito Oriental SOCSOUTH	Honduras	ENG
87	14481	\$5,990	\$5,990	5	CAEP - Partner Nation Capabilities Build - Gualaco SOCSOUTH	Honduras	ENG
88	14441	\$5,990	\$5,990	5	CAEP - Partner Nation Capabilities Build - Dulce Nombre de Culmi SOCSOUTH	Honduras	ENG
89	14440	\$5,990	\$5,990	5	CAEP - Partner Nation Capabilities Build - Las Champas de Octales SOCSOUTH	Honduras	ENG
90	14439	\$5,990	\$5,990	5	CAEP - Partner Nation Capabilities Build - Tocoa SOCSOUTH	Honduras	ENG
91	14438	\$5,990	\$5,990	5	CAEP - Partner Nation Capabilities Build - Sico SOCSOUTH	Honduras	ENG

#	Projects ID	Est Cost	Act Cost	# US Per Trained	Project Name and Description	Country	Project Type
92	14437	\$5,990	\$5,990	5	CAEP - Partner Nation Capabilities Build - San Esteban SOCSOUTH	Honduras	ENG
93	14579	\$2,995	\$3,046	5	CAEP - Efficient Stove Project - Auka SOCSOUTH	Honduras	ENG
94	14578	\$2,995	\$3,046	5	CAEP - Efficient Stove Project - Ahuas SOCSOUTH	Honduras	ENG
95	14577	\$2,995	\$3,046	5	CAEP - Efficient Stove Project - Bonito Oriental SOCSOUTH	Honduras	ENG
96	14576	\$2,995	\$3,046	5	CAEP - Efficient Stove Project - Irióna SOCSOUTH	Honduras	ENG
97	14575	\$2,995	\$3,046	5	CAEP - Efficient Stove Project - Gualaco SOCSOUTH	Honduras	ENG
98	14574	\$2,995	\$3,046	5	CAEP - Efficient Stove Project - Dulce Nombre de Culmi SOCSOUTH	Honduras	ENG
99	14558	\$2,995	\$3,104	5	CAEP - Support of PN Guardianes de la Patria Program - Brus Laguna SOCSOUTH	Honduras	ENG
100	14557	\$2,995	\$3,103	5	CAEP - Support of PN Guardianes de la Patria Program - Trujillo SOCSOUTH	Honduras	ENG
101	14552	\$2,995	\$3,046	5	CAEP - PN School Desk Construction and Distribution - Auka SOCSOUTH	Honduras	ENG
102	14551	\$2,995	\$3,046	5	CAEP - PN School Desk Construction and Distribution - Wampusirpi SOCSOUTH	Honduras	ENG
103	14550	\$2,995	\$3,046	5	CAEP - PN School Desk Construction and Distribution - Ahuas SOCSOUTH	Honduras	ENG
104	14549	\$2,995	\$2,991	5	CAEP - PN School Desk Construction and Distribution - Brus Laguna SOCSOUTH	Honduras	ENG

#	Projects ID	Est Cost	Act Cost	# US Per Trained	Project Name and Description	Country	Project Type
105	14548	\$2,995	\$2,991	5	CAEP - PN School Desk Construction and Distribution - Gualaco SOCSOUTH	Honduras	ENG
106	14547	\$2,995	\$2,991	5	CAEP - PN School Desk Construction and Distribution - Patuca SOCSOUTH	Honduras	ENG
107	14546	\$2,995	\$2,991	5	CAEP - PN School Desk Construction and Distribution - San Esteban SOCSOUTH	Honduras	ENG
108	14545	\$2,995	\$2,991	5	CAEP - PN School Desk Construction and Distribution - Dulce Nombre de Culmi SOCSOUTH	Honduras	ENG
109	14544	\$2,995	\$2,991	5	CAEP - PN School Desk Construction and Distribution - Palacios SOCSOUTH	Honduras	ENG
110	14543	\$2,995	\$2,991	5	CAEP - PN School Desk Construction and Distribution - Irióna SOCSOUTH	Honduras	ENG
111	14542	\$2,995	\$2,991	5	CAEP - PN School Desk Construction and Distribution - Bonito Oriental SOCSOUTH	Honduras	ENG
112	14541	\$2,995	\$2,991	5	CAEP - PN School Desk Construction and Distribution - Limon SOCSOUTH	Honduras	ENG
113	14540	\$2,995	\$3,104	5	CAEP - Mixed Rural School Roof Project - Auka SOCSOUTH	Honduras	ENG
114	14539	\$2,995	\$3,104	5	CAEP - Mixed Rural School Roof Project - Wampusirpe SOCSOUTH	Honduras	ENG
115	14538	\$2,995	\$3,104	5	CAEP - Mixed Rural School Roof Project - Brus Laguna SOCSOUTH	Honduras	ENG
116	14537	\$2,995	\$2,991	5	CAEP - PN School Desk Construction and Distribution - Palacios SOCSOUTH	Honduras	ENG

#	Projects ID	Est Cost	Act Cost	# US Per Trained	Project Name and Description	Country	Project Type
117	14536	\$2,995	\$2,991	5	CAEP - PN School Desk Construction and Distribution - Iriona SOCSOUTH	Honduras	ENG
118	14535	\$2,995	\$3,104	5	CAEP - Mixed Rural School Roof Project - Gualaco SOCSOUTH	Honduras	ENG
119	14534	\$2,995	\$3,104	5	CAEP - Mixed Rural School Roof Project - Patuca SOCSOUTH	Honduras	ENG
120	14533	\$2,995	\$3,104	5	CAEP - Mixed Rural School Roof Project - San Esteban SOCSOUTH	Honduras	ENG
121	14531	\$2,995	\$3,104	5	CAEP - Mixed Rural School Roof Project - Dulce Nombre de Culmi SOCSOUTH	Honduras	ENG
122	14523	\$2,995	\$3,104	5	CAEP - Mixed Rural School Roof Project - Sonaguera SOCSOUTH	Honduras	ENG
123	14501	\$2,995	\$3,104	5	CAEP - Mixed Rural School Roof Project - Bonito Oriental SOCSOUTH	Honduras	ENG
124	14500	\$2,995	\$3,104	5	CAEP - Mixed Rural School Roof Project - Ahuas SOCSOUTH	Honduras	ENG
125	14499	\$2,995	\$3,104	5	CAEP - Mixed Rural School Roof Project - Limon SOCSOUTH	Honduras	ENG
126	14497	\$2,995	\$2,991	5	CAEP - PN School Desk Construction and Distribution - Trujillo SOCSOUTH	Honduras	ENG
127	14464	\$2,995	\$3,098	5	CAEP - Material Purchase for Minor Public Road Repairs - Trujillo SOCSOUTH	Honduras	ENG
128	14463	\$2,995	\$3,098	5	CAEP - Mixed Rural School Roof Project - Telica SOCSOUTH	Honduras	ENG
129	14462	\$2,995	\$3,046	5	CAEP - Efficient Stove Project - Tocoa SOCSOUTH	Honduras	ENG
130	14442	\$2,995	\$2,952	5	CAEP - Support of PN Guardianes de la Patria Program - Juticalpa SOCSOUTH	Honduras	ENG

#	Projects ID	Est Cost	Act Cost	# US Per Trained	Project Name and Description	Country	Project Type
131	14236	\$92,000	\$76,084	35	MEDRETE General (BTH 12)	Honduras	MED
132	14235	\$92,000	\$68,669	35	MEDRETE General (BTH 12) ARSOUTH	Honduras	MED
133	8373	\$80,000	\$66,998	7	Ongoing General Surgery MEDRETE JTF-BRAVO	Honduras	MED
134	8372	\$80,000	\$74,641	14	ONGOING GENERAL MEDRETE JTF-BRAVO	Honduras	MED
135	8366	\$75,000	\$27,210	18	MEDRETE Ophthalmology ARSOUTH	Honduras	MED
136	8371	\$65,000	\$33,997	18	MEDRETE Hand and Orthopedics ARSOUTH	Honduras	MED
137	14237	\$40,000	\$28,518	35	DENTRETE (BTH 12) ARSOUTH	Honduras	MED
138	10136	\$35,000	\$34,456	14	Tropical Medicine MEDRETE NAVMEC	Honduras	MED
139	8370	\$35,000	\$28,000	13	MEDRETE Otolaryngology ARSOUTH	Honduras	MED
140	8369	\$35,000	\$10,906	15	DENTRETE ARSOUTH	Honduras	MED
141	8367	\$35,000	\$5,335	18	MEDRETE UROLOGY JTF- BRAVO	Honduras	MED
142	10120	\$9,999	\$9,902	27	Pediatrics/Nutrition Mini- MEDRETE JTF-BRAVO	Honduras	MED
143	8380	\$9,999	\$9,816	30	DMIS Validation Mini-MEDRETE JTF-BRAVO	Honduras	MED
144	14131	\$8,000	\$7,979	22	DENTRETE General U ARSOUTH	Honduras	MED
145	8377	\$8,000	\$7,999	27	MEDRETE General U JTF-BRAVO	Honduras	MED
146	13042	\$200,000	\$88,428	40	CONSTRUCTION/RENOVATION (Community Centers) GARUDA SHIELD, EA USARPAC	Indonesia	ENG
147	13439	\$65,000	\$60,619	11	MEDCAP (Medial, Dental, Optometry) TENDON VALIANT, EA USARPAC	Indonesia	MED
148	14199	\$110,000	\$110,000	4	MTM 2012 Mission Kenya	Kenya	MED
149	12778	\$35,000	\$44,000	13	Kiunga MEDCAP	Kenya	MED

#	Projects ID	Est Cost	Act Cost	# US Per Trained	Project Name and Description	Country	Project Type
150	12779	\$100,000	\$49,981	8	Garissa VETCAP	Kenya	VET
151	21538	\$20,000	\$19,982	3	MEDCAP (Damour Community Medical Outreach) AOB Counter Narco Terrorism JCET 54W, 96th CA BN	Lebanon	MED
152	14253	\$21,000	\$13,500	6	Roof Repairs D-Twe High School	Liberia	ENG
153	14248	\$10,000	\$6,012	5	Renovate Childrens Surgical Ward	Liberia	ENG
154	14306	\$125,000	\$125,000	33	APS12 LIBERIA MEDCAP	Liberia	MED
155	13345	\$15,000	\$14,820	3	DENCAP (Oral Health), NCNG Deployment for A/T 12, NGB	Moldova	MED
156	13344	\$15,000	\$14,820	3	DENCAP, (Oral Health) NCNG Deployment for A/T 12, NGB	Moldova	MED
157	14409	\$75,238	\$37,607	11	MEDCAP (Health Support) KHAAN QUEST, EA USARPAC	Mongolia	MED
158	14008	\$400,000	\$400,000	58	African Lion 12 (MEDCAP / DENCAP)	Morocco	MED
159	14506	\$15,000	\$15,011	40	MEDCAP JTF-BRAVO	Nicaragua	MED
160	14165	\$10,000	\$10,000	16	MEDCAP Tillia	Niger	MED
161	14222	\$10,000	\$10,000	16	MEDCAP MIDAL	Niger	MED
162	14233	\$10,000	\$10,000	12	MEDCAP TAHOUA	Niger	MED
163	14595	\$6,000	\$5,900	10	MEDSEM BOSSO	Niger	MED
164	14311	\$125,000	\$124,000	30	APS12 NIGERIA MEDCAP	Nigeria	MED
165	13881	\$10,000	\$9,237	6	Chigh-Ukough MEDCAP	Nigeria	MED
166	14509	\$10,000	\$9,982	10	SBS MEDCAP	Nigeria	MED
167	14484	\$1,598	\$1,597	4	El Salto Electrical Project CIVIL AFFAIRS TEAM	Panama	ENG
168	14219	\$85,000	\$85,000	48	MEDRETE Cocle AFSOUTH	Panama	MED
169	12384	\$20,000	\$15,011	23	Panama-2012-HCA-0012384 Nargana (Gen Med MEDRETE) ARSOUTH	Panama	MED

#	Projects ID	Est Cost	Act Cost	# US Per Trained	Project Name and Description	Country	Project Type
170	11541	\$20,000	\$19,970	23	Panama-2011-HCA-11541 Carti (Gen Med MEDRETE) ARSOUTH	Panama	MED
171	14135	\$9,877	\$9,876	4	DENCAP Lajas Blancas CIVIL AFFAIRS TEAM	Panama	MED
172	14352	\$6,425	\$6,494	5	MEDCAP Corozal CIVIL AFFAIRS TEAM	Panama	MED
173	14480	\$40,000	\$40,254	20	MTM 2012 Mission Paraguay NAV MED	Paraguay	MED
174	14211	\$190,900	\$142,319	46	NH-Chincha Clinic	Peru	ENG
175	14212	\$105,700	\$134,402	42	NH-Chincha Library AFSOUTH	Peru	ENG
176	14217	\$90,100	\$123,609	33	NH-Chincha Playground AFSOUTH	Peru	ENG
177	14205	\$81,500	\$68,718	48	NH-Independencia Clinic	Peru	ENG
178	14213	\$73,400	\$130,083	48	NH-Chincha Auditorium AFSOUTH	Peru	ENG
179	14139	\$19,638	\$18,755	22	SPS-Comedor Acapulco and Pre-Kinder Build NAVSO	Peru	ENG
180	14149	\$16,128	\$6,148	22	SPS-Ancon School Amphitheater NAVSO	Peru	ENG
181	14147	\$12,279	\$6,500	22	SPS-Acapulco Kinder Roof Replacement NAVSO	Peru	ENG
182	14379	\$10,000	\$28,780	17	NH-Colegio Lazaro Orrego Morales AFSOUTH	Peru	ENG
183	14229	\$85,515	\$85,514	17	NH PER MD 05 (Gen Med MEDRETE) AFSOUTH	Peru	MED
184	14228	\$85,515	\$85,514	35	NH PER MD 04 (Gen Med MEDRETE) AFSOUTH	Peru	MED
185	14227	\$85,515	\$85,514	17	NH PER MD 03 (Gen Med MEDRETE) AFSOUTH	Peru	MED
186	14225	\$85,515	\$85,514	42	NH PER MD 01 (HRT MEDRETE) AFSOUTH	Peru	MED
187	14226	\$85,515	\$85,514	42	NH PER MD 02 (HRT MEDRETE) AFSOUTH	Peru	MED

#	Projects ID	Est Cost	Act Cost	# US Per Trained	Project Name and Description	Country	Project Type
188	14349	\$76,000	\$76,000	19	NH12 MEDRETE 11 Specialty OPHT AFSOUTH	Peru	MED
189	14348	\$65,000	\$65,000	12	NH12 MEDRETE 10 Specialty OB/GYN AFSOUTH	Peru	MED
190	14230	\$65,000	\$67,881	10	NH12 MEDRETE 09 Specialty ENT AFSOUTH	Peru	MED
191	14357	\$9,998	\$10,000	20	Military Tropical Medicine Training 2012 Mission Peru NAV MED	Peru	MED
192	14355	\$9,998	\$10,000	20	Military Tropical Medicine Training 2012 Mission Peru NAV MED	Peru	MED
193	14346	\$9,998	\$10,000	20	Military Tropical Medicine Training 2012 Mission Peru NAV MED	Peru	MED
194	13294	\$400,000	\$400,964	121	CONSTRUCTION (Schools) BALIKATAN, EA PACOM	Philippines	ENG
195	13421	\$150,000	\$130,000	57	CONSTRUCTION (Schools) PHIBLEX, EA MARFORPAC	Philippines	ENG
196	13332	\$50,000	\$45,702	24	MEDCAP (Medical, Dental) BALIKATAN, EA PACOM	Philippines	MED
197	13417	\$40,000	\$24,250	37	HEALTH ENGAGEMENT (Medical, Dental, Optometry) PHIBLEX, EA MARFORPAC	Philippines	MED
198	14264	\$38,000	\$37,998	10	Renovation (Hospital), BSRF12, MARFOREUR	Romania	ENG
199	14263	\$9,300	\$11,480	10	Renovation (Latrines), BSRF12, MARFOREUR	Romania	ENG
200	14581	\$9,999	\$9,314	5	MEDCAP (Women's Health), BSRF12, MARFOREUR	Romania	MED
201	14125	\$250,000	\$88,470	32	EX WA12 MEDCAP	Senegal	MED
202	14189	\$175,000	\$189,166	33	Renovation (Gymnasium), River12, NGB	Serbia	ENG
203	13680	\$85,000	\$85,000	20	MEDRETE 12-1	Tanzania	MED
204	12792	\$100,000	\$77,373	11	Mkinga VETCAP	Tanzania	VET
205	12796	\$100,000	\$79,985	14	Zanzibar VETCAP	Tanzania	VET

#	Projects ID	Est Cost	Act Cost	# US Per Trained	Project Name and Description	Country	Project Type
206	13276	\$400,000	\$360,000	105	CONSTRUCTION (Schools) COBRA GOLD, EA PACOM	Thailand	ENG
207	13045	\$200,000	\$139,850	44	CONSTRUCTION (School, Community Center, Latrines) AYARA GUARDIAN, EA USARPAC	Thailand	ENG
208	13277	\$50,000	\$48,500	24	MEDRETE (Medical, Veterinary) COBRA GOLD, EA PACOM	Thailand	MED
209	14270	\$75,000	\$50,195	13	CEG Totsi Roof Project	Togo	ENG
210	14271	\$53,000	\$22,995	13	Renovate Zowla Primary School	Togo	ENG
211	14273	\$5,000	\$1,755	10	Repair CHU Tokoin Premature Ward	Togo	ENG
212	14310	\$125,000	\$124,000	30	APS12 TOGO MEDCAP	Togo	MED
213	12797	\$100,000	\$74,140	13	Kangole VETCAP	Uganda	VET
214	12798	\$100,000	\$100,000	13	Tapach, Moroto VETCAP	Uganda	VET